

MARDI GRAS

54" x 54"

SUPPLY LIST

Basic quilting supplies

Rotary Cutter, small square ruler (I use a 9-1/2" square) and mat

Favorite Marking tool (I use Chaco-Liner and will have some in class for optional purchase)

Pins

Neutral color thread

PLEASE NOTE THAT THIS SUPPLY LIST IS SHORTENED to indicate just what is needed for the class.

The fabric and cutting requirements for the entire quilt are on the 2nd page of this supply list.

From the pre-cut fabrics (listed on page 2), please bring the following to class:

WHITE

- (4) 4-1/2" squares
- (3) Half strips from the 2-1/2" x WOF strips
- (1) 7-1/2" x WOF strip
- (3) Half strips from the 6-1/2" x WOF strips
- (16) 2-1/2" x 6-1/2" rectangles

LIME GREEN

- (6) 3" squares

BLACK DOT

- (16) 2-1/2" x 6-1/2" rectangles

BLACK SWIRL

- (1) 7-1/2" x WOF strip


RED

- (1) Half strip from the 6-1/2" x WOF strip
- (1) Half strip from the 2-1/2" x WOF strip

REQUIRED KIT:

Paid to instructor in class.

Includes pattern, class specific handout, sheets of Triangles on a Roll (TOAR)



PRE CLASS PREP - Pin together one of each set -

- (1) White/Gold - 6-1/2" half strips
- (1) White/Red - 6-1/2" half strips
- (1) Blue/Purple - 6-1/2" half strips
- (1) White/Black Swirl - 7-1/2" strips
- (1) 2-1/2" half strip of Blue Print/Green Print/White
- (1) 2-1/2" half strip of White/Red/White

BLUE

- (1) Half strip from the 6-1/2" x WOF strip

PURPLE

- (1) Half strip from the 6-1/2" x WOF strip

GOLD

- (1) Half strip from the 6-1/2" x WOF strip

BLUE PRINT

- (1) Half strip from the 2-1/2" x WOF strips

GREEN PRINT

- (1) Half strip from the 2-1/2" x WOF strip

BLACK

- (64) 2-1/2" squares

QUESTIONS?

Linda J. Hahn

Lawnquilt@aol.com

MARDI GRAS

Fabric requirements & pre-cutting
for the whole quilt. Bring class requirements
from what you have cut out here.

CUTTING THE WHITE FABRIC STRIPS:

(4) 6-1/2" x WOF strips - From each of these 6-1/2" strips - cut one of each - 16-1/2" rectangle, 10-1/2" rectangle, 6-1/2" square. Set aside these rectangles for the borders.

(2) 6-1/2" x WOF strips - (16) 2-1/2" x 6-1/2" rectangles from each strip. These are for the blocks.

(1) 8-1/2" x WOF strip - (8) 2-1/2" x 8-1/2" rectangles and then (4) 2-1/2" x 6-1/2" rectangles. Set aside the 8-1/2" rectangles for the border units. Add the 6-1/2" rectangles to those you cut above.

(3) 2-1/2" x WOF strips - (48) 2-1/2" squares. These are for the block corners.

(4) 2-1/2" x WOF strips - Cut these strips in half to measure 2-1/2" x 20". These are for the center nine patch units.

(2) 6-1/2" x WOF strips - Cut these strips in half to measure 6-1/2" x 20". These are for the TOAR.

(1) 7-1/2" x WOF strip - This is for the TOAR.

(1) 4-1/2" x WOF strip - Cut this strip into (4) 4-1/2" squares. This is for the block corners.

PRE CLASS PREP - Pin together one of each set -

(1) White/Gold - 6-1/2" half strips




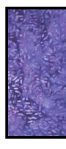







(1) White/Red - 6-1/2" half strips

(1) Blue/Purple - 6-1/2" half strips

(1) White/Black Swirl - 7-1/2" strips

(1) 2-1/2" half strip of Blue Print/Green Print/White

(1) 2-1/2" half strip of White/Red/White

FABRIC	SWATCH	PRE-CUTTING
WHITE 2 & 3/4 yards		(8) 6-1/2" x WOF strips (1) 8-1/2" x WOF strip (1) 7-1/2" x WOF strip (7) 2-1/2" x WOF strips (1) 4-1/2" x WOF strip
GOLD 1/4 yard		(1) 6-1/2" x WOF strip Cut in half to 6-1/2" x 20"
LIME GREEN 1/4 yard		(24) 3" squares
PURPLE 1/4 yard		(1) 6-1/2" x WOF strip Cut in half to 6-1/2" x 20"
RED 1/3 yard		(1) 2-1/2" x WOF strip - cut in half to 2-1/2" x 20" (1) 6-1/2" x WOF strip - cut in half to 6-1/2" x 20"
BLACK 3/4 yard		(9) 2-1/2" x WOF strips Cut into (144) 2-1/2" squares
BLACK SWIRL 1/4 yard		(1) 7-1/2" x WOF strip
BLUE 1/4 yard		(1) 6-1/2" x WOF strip Cut in half to (2) 6-1/2" x 20"
BLACK DOT 3/4 yard		(3) 6-1/2" x WOF strips Cut into (36) 2-1/2" x 6-1/2"
GREEN PRINT 1/4 yard		(2) 2-1/2" x WOF strips Cut in half to 2-1/2" x 20"
BLUE PRINT 1/4 yard		(2) 2-1/2" x WOF strips Cut in half to 2-1/2" x 20"
Binding 1/2 yard		(6) 2-1/2" x WOF strips