

COLOR POP SKINNY

Workshop Supply List - Page 1 of 2

GENERAL SUPPLIES

Your machine (if not supplied by venue), 1/4" foot and new needle

Neutral color thread on top and in bobbin

Rotary cutting supplies - cutter with sharp blade, small square ruler and a personal sized cutting mat - I use an Omnigrid 9-1/2" square ruler

Your favorite marking tool - I use a Clover Chaco-Liner in White or Grey

Pins, scissors



FABRIC REQUIREMENTS

Please have your fabrics pre-cut and labeled for class. It is totally fine for you to use colors/fabrics that YOU like - it's YOUR quilt. Cut a swatch of your fabric and paste in the column to correspond with the fabric in the sample.

After cutting your fabric per the attached instructions, please PAIR and PIN (right sides together) the following fabric combinations.

6-1/2" x 12-1/2" rectangles of Fabrics A and D

6-1/2" x 3-1/2" rectangle of Fabrics A and J

6-1/2" x 3-1/2" rectangle of Fabrics A and B

6-1/2" x 12-1/2" rectangle of Fabrics D and F

6-1/2" x 18-1/2" rectangle of Fabrics A and E



Alternate colorway!

REQUIRED CLASS KIT:

Payable to instructor in class - cash preferred












Full color pattern, class specific handout, pre-labelled / pre-cut Triangles on a Roll for this project.

NO FABRIC included in the kits.

QUESTIONS?

Please email Linda at Lawnquilt@aol.com

It's totally fine to change fabric colors to suit your taste. I have included a column for you to paste a swatch of the fabric you are using to correspond to the fabrics used in the sample quilt.

FABRIC	FABRIC		CUTTING	SWATCH OF MY FABRIC
A		Light green print	(4) 4-1/2" x 8-1/2" rectangles (16) 4-1/2" squares (48) 2-1/2" squares (12) 2-1/2" x 4-1/2" rectangles (1) 6-1/2" x WOF strip— <u>then</u> cut a 12-1/2" strip, 18-1/2" strip and (2) 3-1/2" strips	
B		Orange print #1	(6) 2-1/2" x 8-1/2" rectangles (10) 2-1/2" x 4-1/2" rectangles (16) 2-1/2" squares (1) 3-1/2" x 6-1/2" strip	
C		Orange print #2	(4) 2-1/2" squares	
D		Purple	(16) 2-1/2" squares (1) 6-1/2" x WOF strip <u>then</u> cut (2) 12-1/2" strips	
E		Green tone on tone	(12) 2-1/2" squares (1) 6-1/2" x WOF strip <u>then</u> cut an 18-1/2" strip	
F		Green print	(16) 2-1/2" squares (1) 4-1/2" square (1) 6-1/2" x WOF <u>then</u> cut (1) 12-1/2" strip	
G		Teal tone on tone	(24) 2-1/2" squares	
H		Blue print	(2) 4-1/2" squares	
I		Blue print #2	(8) 2-1/2" squares	
J		Pink tone on tone	(1) 6-1/2" x WOF strip <u>then</u> cut (1) 3-1/2" x 6-1/2" rectangle (4) 2-1/2" squares	
K		Light Blue	(8) 4-1/2" squares	
	Binding	Your Choice	(5) 2-1/2" x WOF strips	